

VENDOR: DINA CONSULTING
612 ST SOUTH
NAMPA IDAHO 83651

P/N: LCD-1208956
UOM: EA

2 YEAR WARRANTY

DESIGNED TO EXCEED EMC REQUIREMENTS IEC 60571

CONTACT INFO:

SALES REP: JOHN DINA
PH: 1-208-440-1877
EMAIL: JOHN@DINACONSULTING.COM

INPUT POWER

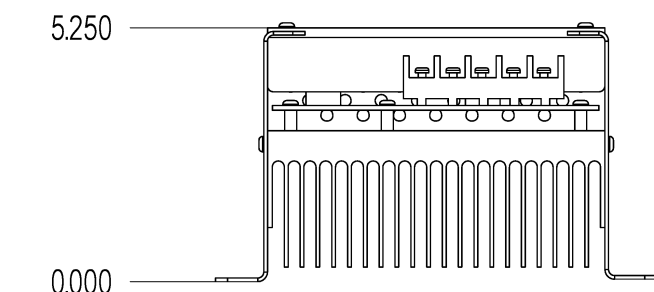
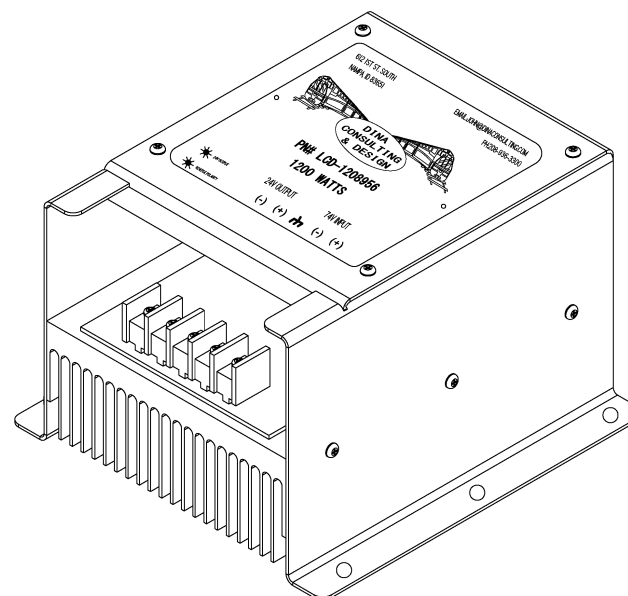
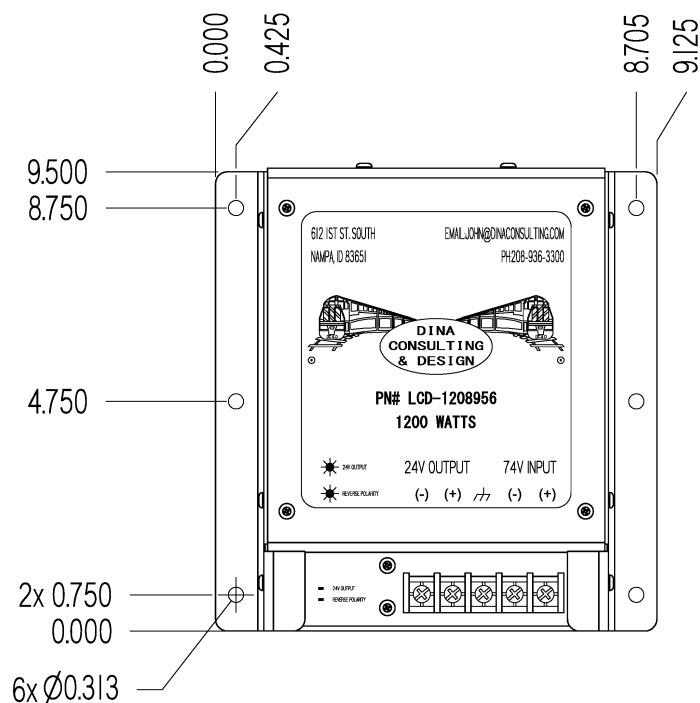
VOLTAGE RANGE: 43 VDC - 85 VDC
UNDER VOLTAGE: (OFF AT 30 VDC)
(ON AT 35 VDC)

OUTPUT POWER

VOLTAGE: 24 VDC
CURRENT : 1200 W
EFFICIENCY: 87.9%
VOLTAGE - ISOLATION: 3 KV (3000 V)
OVER PROT. SET POINT: 28 VDC

ENVIRONMENT

OPERATIONAL AMBIENT TEMP: -40 C TO +85 C
STORAGE TEMP: -50 C TO +100 C



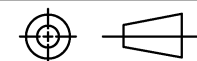
REV	DESCRIPTION	DATE	REVISD BY CHECKED BY RELEASED BY
A	FIXED MISC GRAPHIC CHANGES	09/26/19	J. MANGEAC DCD J. DINA
-	INITIAL RELEASE	07/12/16	J. MANGEAC DCD J. DINA

REVISION HISTORY

UNLESS OTHERWISE SPECIFIED, DIMENSIONS ARE IN INCHES. TOLERANCES ARE:
DECIMALS FRACTIONS
X = ±2 X/X = ±1/4
XX = ±06 X = ±1°
XXX = ±010 XX = ±0.5°

DO NOT SCALE DRAWING

THIRD ANGLE PROJECTION



APPROVALS

DRAWN:	JOMANGEAC	07/08/16
CHECKED:	DCD	07/12/16
ENGINEER:	JDINA	07/12/16
FIRST USED		
MODEL FILE		
DRAFT FILE		
LAST SAVED		



DC & D
DINA CONSULTING & DESIGN

612 1ST SOUTH
DINACONSULTING.COM
208-936-3300

DESCRIPTION
**POWER SUPPLY, DC/DC CONVERTER
74 / 24VDC 50AMP**

DWG SIZE	DRAWING NUMBER	REV
B	LCD-1208956	A
SCALE: 1/2	WEIGHT: 13LBS	SHEET 01 OF 01