

DWG NO. **LCD-1201165** SH 01 REV -

BILL OF MATERIALS

ITEM	PART NUMBER	DESCRIPTION	QTY
1		RED FASTON	2
2		WIRE, 18 GA	12.5"
3		HEAT SHRINK, 1.5" BLK	1.5"
4		LABEL WITH PART NUMBER	1
5		RECTIFIER, 6A 1000V	1
6		SOLDER, ROSIN-CORE	AR
7		TERMINAL LABEL, "-"	1
8		TERMINAL LABEL, "+"	1

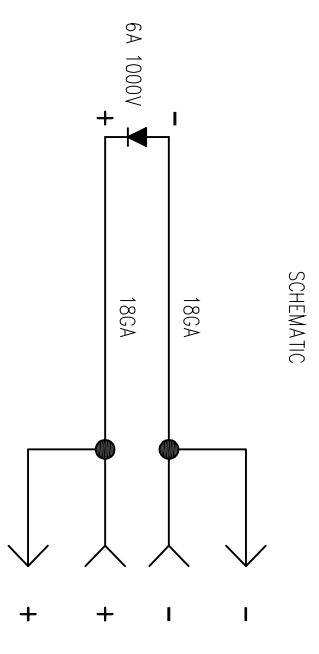
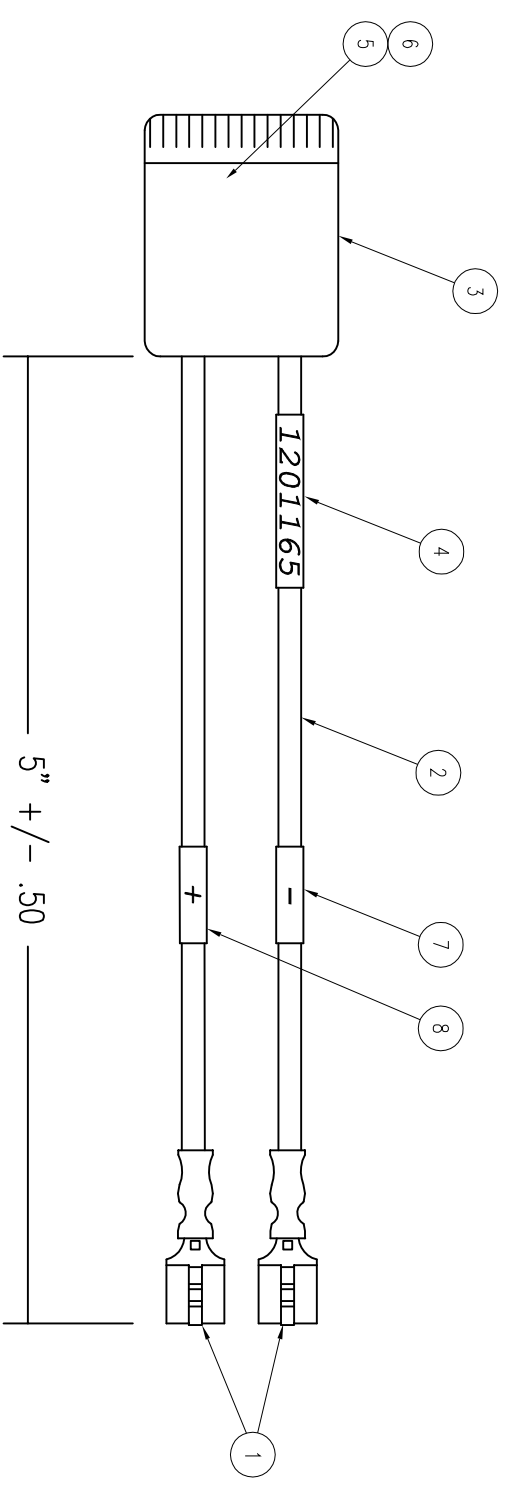
VENDOR: DINA CONSULTING  
 612 ST SOUTH  
 NAMPWA IDAHO 83651

P/N: LCD-1201165  
 UOM: EA


CONTACT INFO:  
 SALES REP: JOHN DINA  
 PH: 1-208-440-1877  
 EMAIL: JOHN@DINACONSULTING.COM

DESIGNED TO EXCEED EMC REQUIREMENTS IEC 60571

2 YEAR WARRANTY



REV	DESCRIPTION	DATE	REVISIED BY CHECKED BY RELEASED BY	J MANGEAC DCD J. DINA
-	INITIAL RELEASE			
	DESCRIPTION			

UNLESS OTHERWISE SPECIFIED, DIMENSIONS ARE IN INCHES. TOLERANCES ARE:		APPROVALS		 <b>DC &amp; D</b> DINA CONSULTING & DESIGN	612 1ST SOUTH NAMPWA IDAHO 83651
DECIMALS	FRACTIONS	DRAWN	CHECKED		
X = ±.2	XXX = ±1/4	JOMANGEAC	DCD		
XX = ±.06	XX = ±1°		JDINA		
XXX = ±.010	XX = ±0.5°				
DO NOT SCALE DRAWING		FIRST USED			
THIRD ANGLE PROJECTION		MODEL FILE			
		DRAFT FILE			
		LAST SAVED			

REVISION HISTORY	DESCRIPTION	DATE	REVISIED BY CHECKED BY RELEASED BY	J MANGEAC DCD J. DINA
	DIODE SUPPRESSOR, AVALANCHE TYPE	07 / 10 / 13		

DWG SIZE	B	SCALE: 1:1	WEIGHT:	
MODEL FILE				
DRAFT FILE				
LAST SAVED				
REV	-			
SHEET	01	OF	01	